



Town of Southwest Ranches, FL

Fiscal Year 2015/2016

Tuesday, September 15, 2015 @ 6pm

Final Fire Assessment Rate Adoption

Final Solid Waste Assessment Rate Adoption

Tentative (1st Public Hearing) Millage Adoption

Tentative (1st Public Hearing) Budget Adoption



Town Council

Jeff Nelson, Mayor

Freddy Fisikelli, Vice Mayor

Steve Breitkreuz, Council Member

Gary Jablonski, Council Member

Doug McKay, Council Member

Town Administration

Andrew D. Berns, MPA, Town Administrator

Keith M. Poliakoff, JD, Town Attorney

Russell Muniz, MBA, MPA, MMC, Town Clerk/Assistant Town Administrator

Martin D. Sherwood, CPA, CGMA, CGFO, Town Financial Administrator

Summary of All Proposed FY 2016 Rates and Fees Compared to Adopted FY 2015

Adopted FY 2015: Rate/Fee

- ▶ Operating Millage: 3.9404 mills
- ▶ TSDOR Millage: 0.3315 mills
- ▶ Fire Assessment: \$2.22 increase from FY 2014 (\$474.36 per residential dwelling unit)
- ▶ Solid Waste: \$0.77 to \$2.67 decrease from FY 2014

Proposed FY 2016: Rate/Fee

- ▶ Operating Millage: 3.9404 - *unchanged from FY 2015*
- ▶ TSDOR Millage: 0.3950 mills - 6 cents per thousand in taxable value increase
- ▶ Fire Assessment: \$35.34 decrease from FY 2015 (\$439.02 per residential dwelling unit)
- ▶ Solid Waste: \$0.77 to \$9.80 increase from FY 2015



Town of Southwest Ranches, FL

Fiscal Year 2015 / 2016

Fire Assessment Rates

September 15, 2015

Fire Assessment - Introduction

Note: the 3 step assessment methodology, is unchanged from the prior year (pursuant to a 2012 Consultant study)

Assessment Legal Requirements

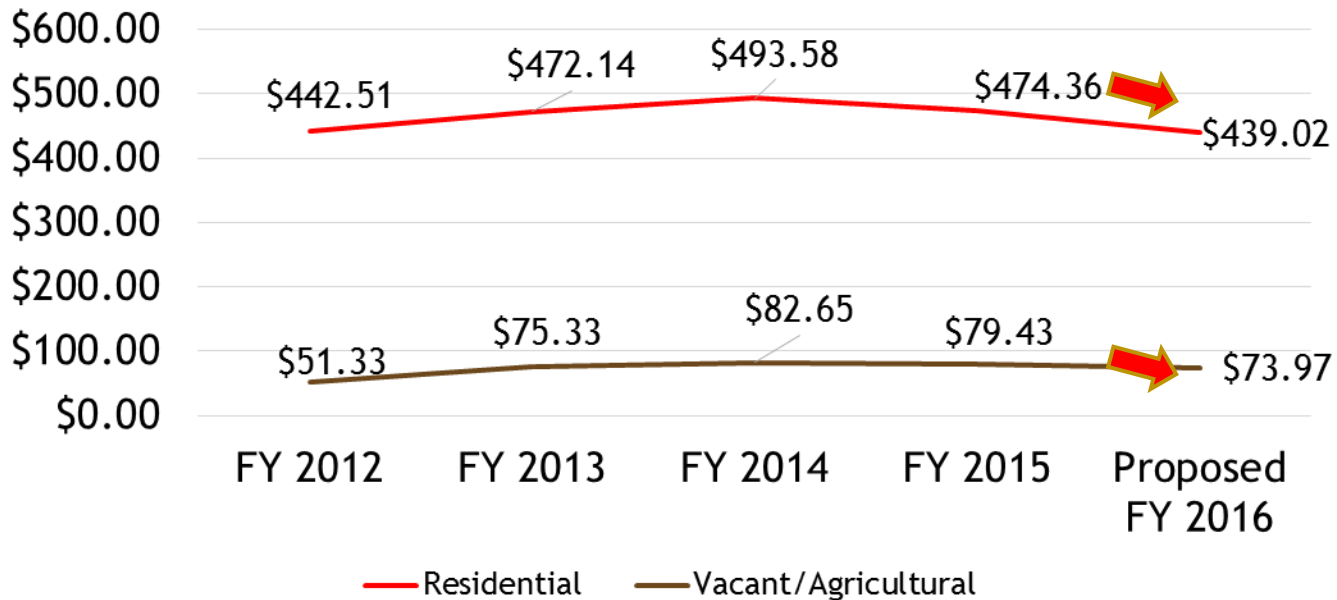
Proposed and Actual Rates (History) by Category

Municipal Rates Compared

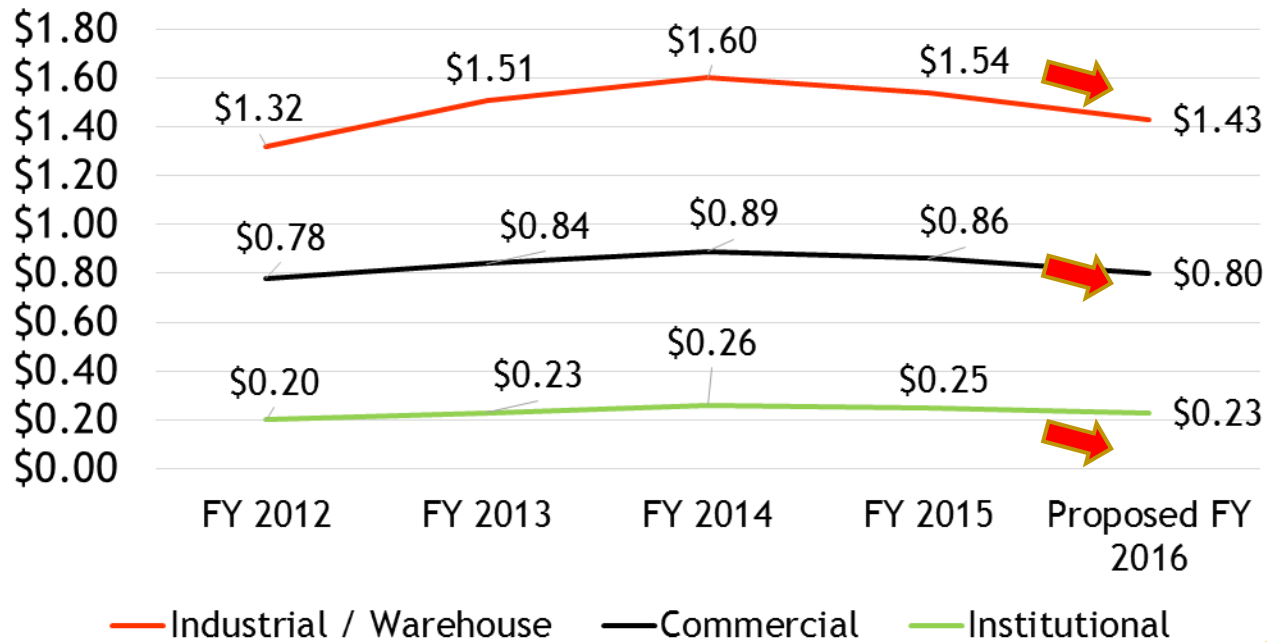
Fire Assessment - Legal Requirements

- ▶ This assessment is permitted by Florida Statute Chapters 166.021 and 166.041 and is adopted by Town Ordinance 2001-09.
- ▶ Ordinance 2001-09 requires that the annual rate be established each year.
- ▶ Historically for SWR, the only parcels exempted are nine residences owned by eligible disabled U.S. military veterans (totaling \$3,951). **Note:** for the prior FY there were eight exemptions.

Fire Assessment Residential and Acreage Category Rates Three Year History and Proposed FY 2016



Fire Assessment Rate: Per Square Foot Building Area by Category Three Year History and Proposed FY 2016



Broward County Municipal COMPARISONS - *Residential Fire Assessments Explained:*

- ❖ A number of municipalities subsidize fire protection assessment costs with property tax (General Fund) revenue. Actually, several do not even assess a fire protection assessment and therefore fund 100% from their General Fund. SWR policy does not subsidize any fire protection costs from its General Fund.
- ❖ The following reflects only the actual amounts for FY 14/15 and reported proposed rates for FY 15/16. Municipalities with an identical assessment are likely subsidizing operations from general fund taxes.
- ❖ The Town of Southwest Ranches remains the highest in Broward County by only \$1.02 annually (Lauderhill) and is one of only two municipalities projecting a rate decrease for FY 2016.
- ❖ All other municipalities, which may not provide general fund subsidies, project a 3.57% to 36.55% increase in rates.

Municipal Residential Fire Rates Compared (based on % change)

		FY 2015 Actuals	FY 2016 Proposed	% Change Increase/(Decrease)
1	Southwest Ranches	\$474.36	\$439.02	-7.45%
2	Lauderdale Lakes	\$302.60	\$292.60	-3.30%
3	Cooper City	\$161.28	\$161.28	0.00%
4	Davie	\$166.00	\$166.00	0.00%
5	Deerfield Beach	\$175.00	\$175.00	0.00%
6	Ft. Lauderdale	\$225.00	\$225.00	0.00%
7	Hollywood	\$209.00	\$209.00	0.00%
8	Lauderdale-By-The-Sea	\$123.50	\$123.50	0.00%
9	Lighthouse Point	\$90.34	\$90.34	0.00%
10	Oakland Park	\$196.00	\$196.00	0.00%
11	Parkland	\$210.00	\$210.00	0.00%
12	Pompano Beach	\$134.00	\$134.00	0.00%
13	Tamarac	\$265.00	\$265.00	0.00%

Municipal Residential Fire Rates Compared (based on % changed - continued)

		FY 2015 Actuals	FY 2016 Proposed	% Change Increase/(Decrease)
14	Unincorporated Brwd Cty	\$190.00	\$190.00	0.00%
15	West Park	\$381.00	\$381.00	0.00%
16	Pembroke Pines	\$250.90	\$259.85	3.57%
17	Coral Springs	\$141.36	\$147.00	3.99%
18	Weston	\$388.31	\$408.23	5.13%
19	Coconut Creek	\$161.23	\$177.79	10.27%
20	Lauderhill	\$388.00	\$438.00	12.89%
21	N. Lauderdale	\$156.00	\$178.00	14.10%
22	Wilton Manors	\$169.80	\$195.54	15.16%
23	Sunrise	\$169.50	\$199.50	17.70%
24	Dania Beach	\$160.00	\$190.00	18.75%
25	Miramar	\$304.90	\$372.84	22.28%
26	Hallandale Beach	\$145.00	\$198.00	36.55%

FY 2015-2016 FINAL FIRE ASSESSMENT RATE ADOPTION

Public Comment then Questions, Comments,
Direction and Voting from Town Council





Town of Southwest Ranches

Fiscal Year 2015 / 2016

Solid Waste Rates

September 15, 2015

Solid Waste (Garbage) Rate Assessment – Introduction:


1. Assessment legal requirements
2. Comparisons to prior year

Solid Waste (Garbage) Rate Assessment- Legal Requirement:

- ▶ Permitted by Florida Statute Chapters 197.3632.
- ▶ Annual rate establishment required by Town Ordinance 2002-08.

Proposed Solid Waste Rates for FY 15/16 with changes from FY 14/15

Based On Consultant Study

Assessment	Lot Sq Ft. Range	Number of Units in Range	Total Proposed Rates FY 15/16	Total Assessed Rates FY 14/15	Difference Increase 
A	up to 41,200	406	389.65	387.31	2.34
B	41,201 - 46,999	419	409.45	405.92	3.53
C	47,000 - 62,999	412	433.30	430.34	2.96
D	63,000 - 95,999	444	445.84	443.07	2.77
E	96,000 - 106,999	441	469.34	468.57	.77
F	107,000 > 107,000	419	510.01	500.21	9.80

 Less than 2% increase overall

Solid Waste Impact:

- ▶ Approximately 36% decrease over the past three years primarily resulting from changes in both our collection and disposal contractors.
- ▶ A small increase in rates proposed for FY 2016.
- ▶ FY 2016 Residential Solid Waste customer increases are less than 2% overall and range from \$0.77 - \$9.80 annually depending on lot square footage.

FY 2015-2016 FINAL SOLID WASTE ASSESSMENT RATE ADOPTION

Public Comment then Questions, Comments,
Direction and Voting from Town Council





Town of Southwest Ranches

Fiscal Year 2015 / 2016

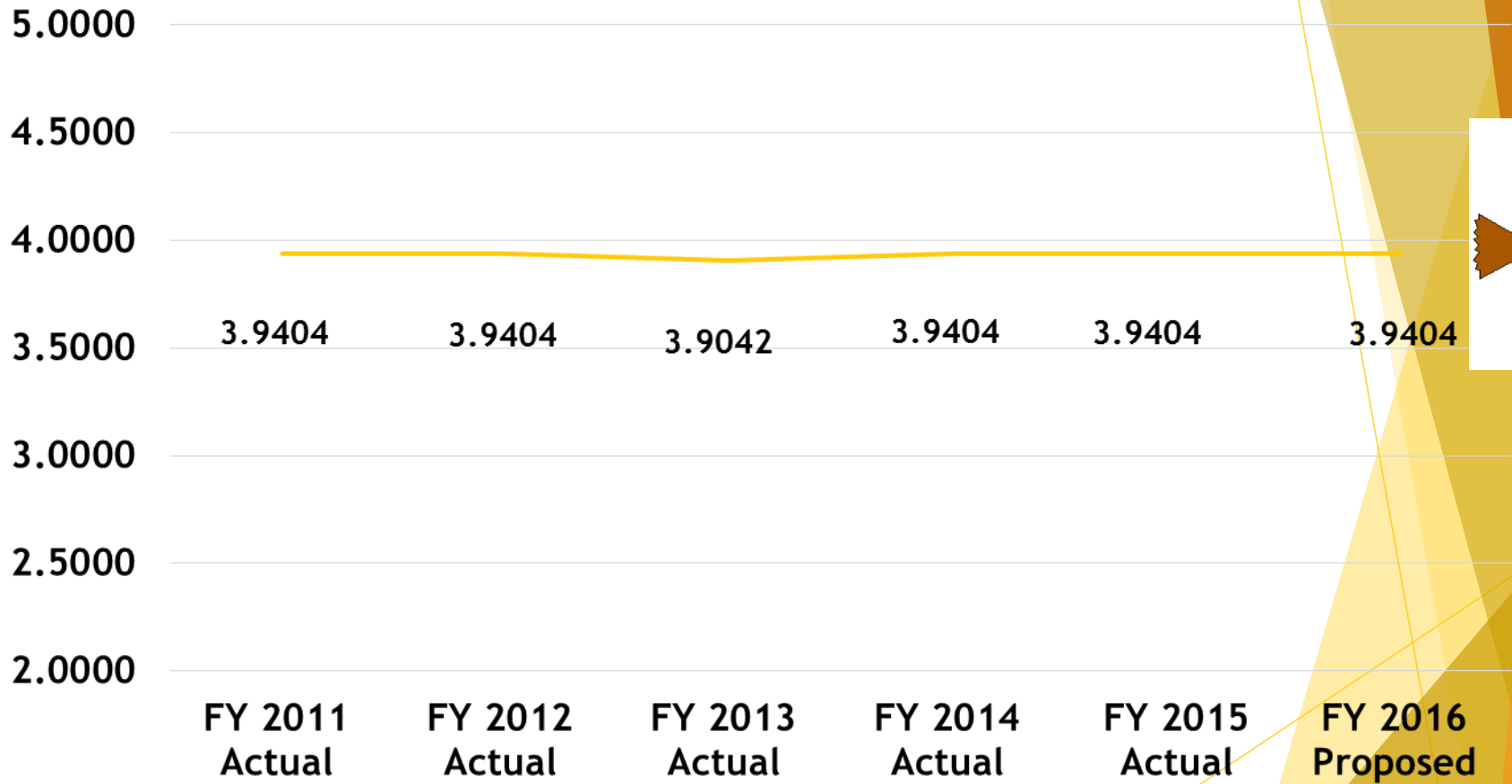
Tentative Millage Rate - 1st Public Hearing

September 15, 2015

Property Tax / Millage - Introduction:

1. Millage Trend for Operating
2. Millage proposed for TSDOR
3. Municipal Rates Compared
4. SWR Millage % to Total Direct and Overlapping Millage

SOUTHWEST RANCHES HISTORIC & PROPOSED MILLAGE RATES FOR OPERATING PURPOSES



SOUTHWEST RANCHES PROPOSED MILLAGE RATE FOR ROAD RESURFACING, RESTORATION, AND REHABILITATION (TSDOR)

Fiscal Year	Cost	Net Millage Equivalent
FY 2015/2016	\$466,700	.3950 mils

MILLAGE COMPARISON NARRATIVE:

Currently, (FY 2015) Southwest Ranches (at the Historic Rate plus the TSDOR Rate) is the 7th lowest combined operating and debt millage rate in Broward County (including Unincorporated Broward Cty).

The Proposed FY 16 Millage Rate, including TSDOR, moves SWR to 8th place in combined operating and debt service millage rates.

Note: Without TSDOR, SWR would be in 6th place!

In short, the relative position of Southwest Ranches (even with the TSDOR millage) among Broward County municipal services providers remains within the upper 25th percentile (lower than 75% of all of Broward County municipal providers – including unincorporated Broward).

Municipal Millage Rate Comparisons
(FY 2016 PROPOSED COMBINED MILLAGES)

	Municipal Service Area	FY 15 Actual Operating and Debt Millage	FY 16 Proposed Operating and Debt Millage
1	Unincorporated Broward Cty	2.3353	2.3353
2	Weston	2.3900	2.3900
3	Lauderdale-By-The-Sea	3.8000	3.7390
4	Hillsboro Beach	3.3900	3.8000
5	Lighthouse Point	3.8175	3.8118
6	Parkland	3.9890	3.9870
7	Ft. Lauderdale	4.3151	4.2990
8	Southwest Ranches (incl. TSDOR)	4.2719	4.3354
9	Lazy Lake	5.1496	4.7931
10	Pompano Beach	4.7470	4.9868
11	Coral Springs	4.7735	5.0915
12	Hallandale Beach	5.1918	5.4918
13	Davie	5.8910	5.7976
14	Cooper City	5.8772	6.0772
15	Coconut Creek	6.2301	6.1803
16	Oakland Park	6.2744	6.1995

**Municipal Millage Rate Comparisons
(FY 2016 PROPOSED COMBINED MILLAGES)**

	Municipal Service Area	FY 15 Actual Operating and Debt Millage	FY 16 Proposed Operating and Debt Millage
17	Pembroke Pines	6.2303	6.2385
18	Dania Beach	6.2593	6.2432
19	Sunrise	6.0543	6.4426
20	Deerfield Beach	6.7668	6.7688
21	Wilton Manors	6.7225	6.8770
22	Plantation	5.7500	6.9000
23	Miramar	6.7654	6.9000
24	Margate	7.3093	7.3093
25	Tamarac	7.3909	7.3851
26	N. Lauderdale	7.5000	7.5000
27	Sea Ranch Lakes	7.5000	7.5000
28	Hollywood	7.8007	7.8007
29	Pembroke Park	8.5000	8.5000
30	Lauderhill	8.6502	8.6615
31	West Park	8.9200	8.9200
32	Lauderdale Lakes	10.3454	9.8400

Town of Southwest Ranches, Florida
Direct and Overlapping Property Tax Rates (SWR FY 16 Proposed)
(rate per \$1,000 of assessed taxable value)

NOTE: Property Owners are also subject to SWBDD and CBWMD assessments which are NOT Millage based

Fiscal Year	Direct Southwest Ranches Operating Millage	Overlapping Rates ¹						Total Direct and Overlapping Millage
		Broward County	Broward County School Board	South Florida Water Management District	FIN District ²	Children's Services Council	South Broward Hospital District	
2016	4.3354	5.7230	7.2740	0.3551	0.0345	0.4882	0.1750	18.3852
%	23.58%	31.13%	39.56%	1.94%	0.19%	2.65%	0.95%	100.00%

Notes:

¹ Overlapping rates are those of governments that overlap the Town's geographic boundaries.

² Florida Inland Navigational District.

Data Source:

Broward County Property Appraiser Office.

FY 2015-2016 TENTATIVE MILLAGE ADOPTION

Public Comment then Questions, Comments,
Direction and Voting from Town Council





Town of Southwest Ranches


Fiscal Year 2015 / 2016

Tentative Budget - 1st Public Hearing

September 15, 2015

Southwest Ranches Proposed FY 2015/2016 budget Total General Fund Revenues: \$10,655,783

Where do the funds come from?

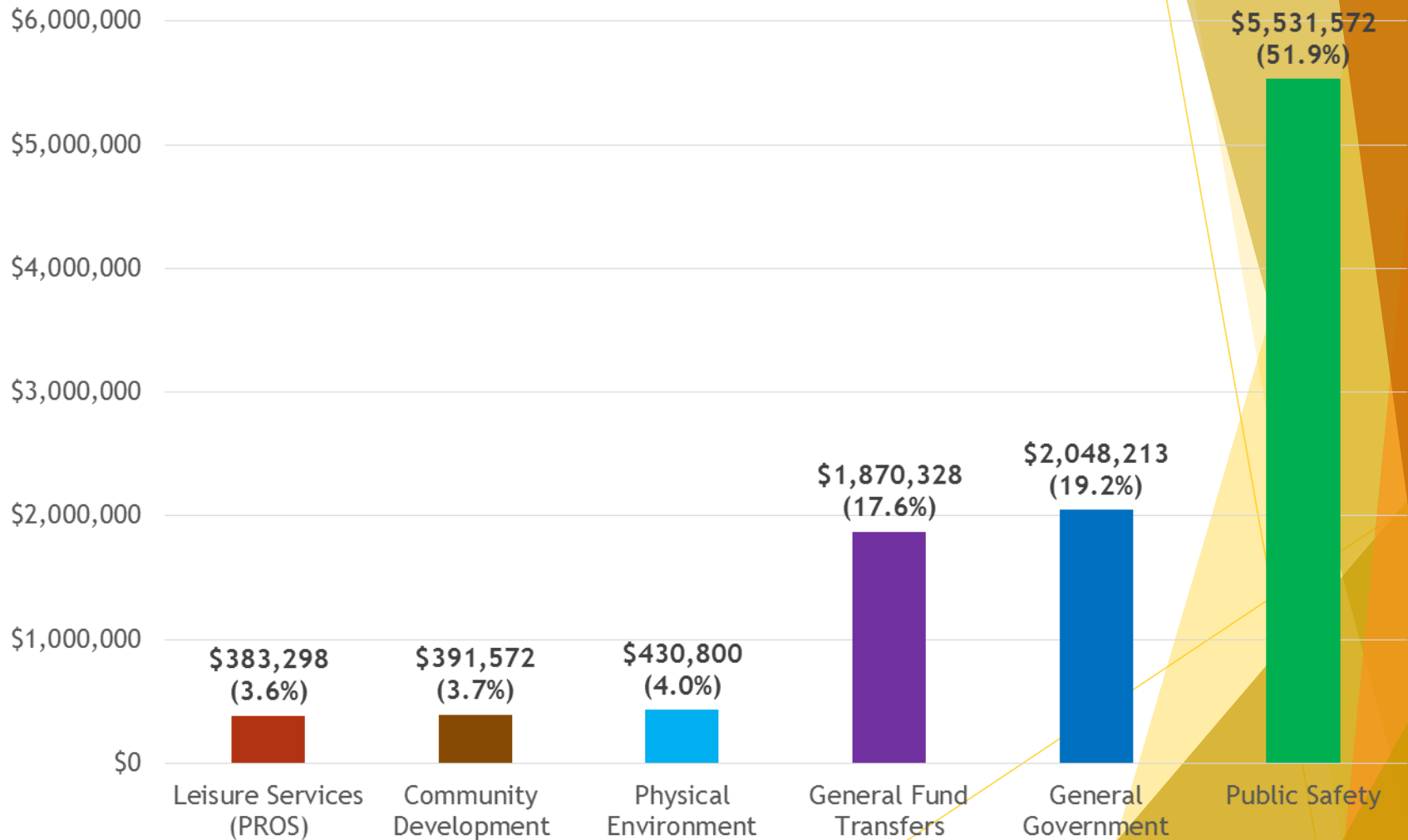


Southwest Ranches

Proposed FY 2015/2016 budget

Total General Fund Expenditures by Function: \$10,655,783

Where Do The Funds Go?



General Budget Assumptions

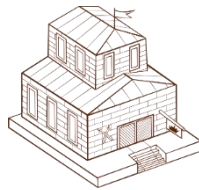
- Summary Document
- Keeping Rates Down While Meeting Costs
- No Additional Borrowing
- Conservative Projections – Revenues and Expenses
- Maintaining Service Levels While Addressing Council Policies as well as Priorities

While maintaining the operating millage all of the following items are funded:

- Two Fire Department and one joint Fire Department/Police Department Capital Improvements as well as SCBA and Bunker Gear Replacement.



- Progress on the Calusa Corners Project as well as staffing adjustments to assist PROS senior staff.



- Town Hall Improvements

Council Agenda
Workflow
Improvements



Platting of the "Broadwing"
parcel

And numerous Transportation Projects: such as: SW 190th Avenue, Pavement stripping and marking, drainage improvements, guardrail installation, street lighting improvements, and Town entranceway signage improvements. TSDOR expenses, however, require funding from outside of operating millage.

*FY 2016 **Funded** Program Modification Highlights*

- Broadwing parcel platting
- Part-time Administrative Assistant and Contractual Seasonal Assistance for PROS
- Council Agenda Workflow Software
- Bunker Gear and Self-Contained Breathing Apparatus (SCBA) Replacement Programs

Funded FY 2015/2016 Capital Improvement Project Requests

Project Name	Total FY 2016 Project Amount*
Public Safety-Fire Rescue Modular Facilities	\$ 171,530
Volunteer Fire Pumper-Tanker/Engine Vehicle and Equipment	\$ 25,500
Fire Wells Replacement and Installation	<u>\$ 15,000</u>
Public Safety Sub-Total	\$ 212,030
Calusa Corners*	\$ 100,000
Town Hall Roof Replacement	\$ 150,000
Town Hall Drainage and Safety Improvements	<u>\$ 36,775</u>
General Government / PROS Sub-Total	\$ 286,775
Transportation Surface Drainage Ongoing Rehabilitation (TSDOR)	\$ 466,700
SW 190th Street Extension Project	\$ 219,310
Guardrails Installation Project	\$ 100,000
Drainage Improvement Projects	\$ 100,000
Pavement Striping & Markers	\$ 130,000
Street Lightning	\$ 25,000
Townwide Entranceway Signage	<u>\$ 15,000</u>
Transportations Projects Sub-Total	\$ 1,056,010
Total	\$1,554,815

Budget Process Calendar Of Events

- **Thursday, July 23, 2015:**
 - ✓ Preliminary Millage and Initial Fire/Solid Waste Assessment Adoption

- **Tuesday, August 25 , 2015:**
 - ✓ FY 2015/2016 Proposed Budget Workshop

- **Tuesday, September 15, 2015 (6 pm-Tonight):**
 - ✓ First Public Hearing for Tentative Millage and Budget Adoption
 - ✓ Final Fire Protection and Solid Waste Special Assessment Adoption

- **Thursday, Sept. 24 – Sunday, Sept. 27, 2015:**
 - Final Budget Advertised

- **Tuesday, September 29, 2015 (6 pm):**
 - Second Public Hearing for Final Millage and Budget Adoption

FY 2015-2016 TENTATIVE BUDGET ADOPTION

Public Comment then Questions, Comments,
Direction and Voting from Town Council

